

BOLETIM TEMPERATURA DO AR - MARÇO 2024

Resumo da Temperatura do Ar no mês de Março de 2024
no Distrito Federal

DADOS DIÁRIOS

ESTAÇÕES	Temperatura Máxima (°C)																														
	1	2	3	4	5	6	7	8	9	10	11	12	13	14	15	16	17	18	19	20	21	22	23	24	25	26	27	28	29	30	31
JBB																															
ZOOLOGICO																															
IFB-SAMAMBAIA																															
BRAZLÂNDIA																															
PARANOÁ (COOPA)																															
ÁGUAS EMENDADAS																															
BRASÍLIA																															
GAMA (PONTE ALTA)																															
	<25°	25° - 27°	27° - 29°	29° - 31°	31° - 33°	33° - 35°	>35°	ND																							

ESTAÇÕES	Temperatura Média (°C)																														
	1	2	3	4	5	6	7	8	9	10	11	12	13	14	15	16	17	18	19	20	21	22	23	24	25	26	27	28	29	30	31
JBB																															
ZOOLOGICO																															
IFB-SAMAMBAIA																															
BRAZLÂNDIA																															
PARANOÁ (COOPA)																															
ÁGUAS EMENDADAS																															
BRASÍLIA																															
GAMA (PONTE ALTA)																															
	<15°	15° - 17°	17° - 19°	19° - 21°	21° - 23°	23° - 25°	>25°	ND																							

ESTAÇÕES	Temperatura Mínima (°C)																														
	1	2	3	4	5	6	7	8	9	10	11	12	13	14	15	16	17	18	19	20	21	22	23	24	25	26	27	28	29	30	31
JBB																															
ZOOLOGICO																															
IFB-SAMAMBAIA																															
BRAZLÂNDIA																															
PARANOÁ (COOPA)																															
ÁGUAS EMENDADAS																															
BRASÍLIA																															
GAMA (PONTE ALTA)																															
	<11°	11° - 13°	13° - 15°	15° - 17°	17° - 19°	19° - 21°	>21°	ND																							

Fonte: INMET e IBRAM/DF

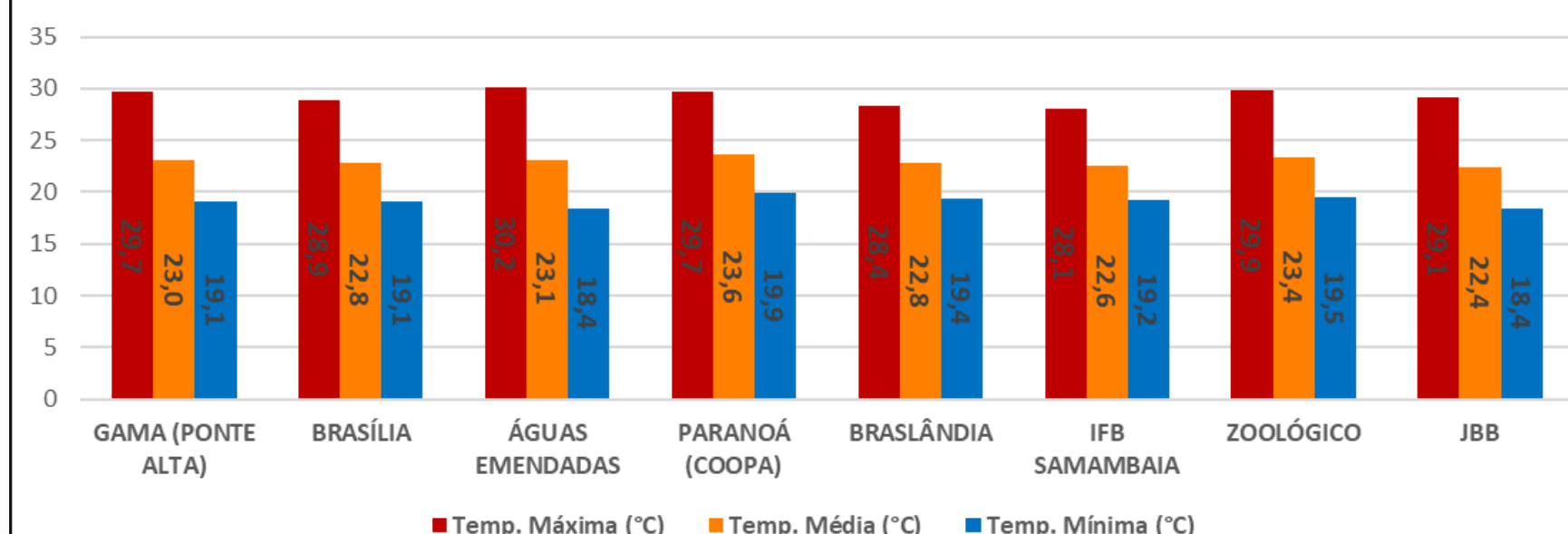
TEMPERATURA
MÉDIA DO DF

19,1°C
MÍNIMA

23,0°C
MÉDIA

29,2°C
MÁXIMA

TEMPERATURAS MÉDIAS (DF) - MARÇO 2024



Fonte: INMET e IBRAM/DF

VALORES EXTREMOS DE TEMPERATURA



16,4°C

Águas Emendadas
(02\03)

TEMPERATURA MÍNIMA

TEMPERATURA MÁXIMA



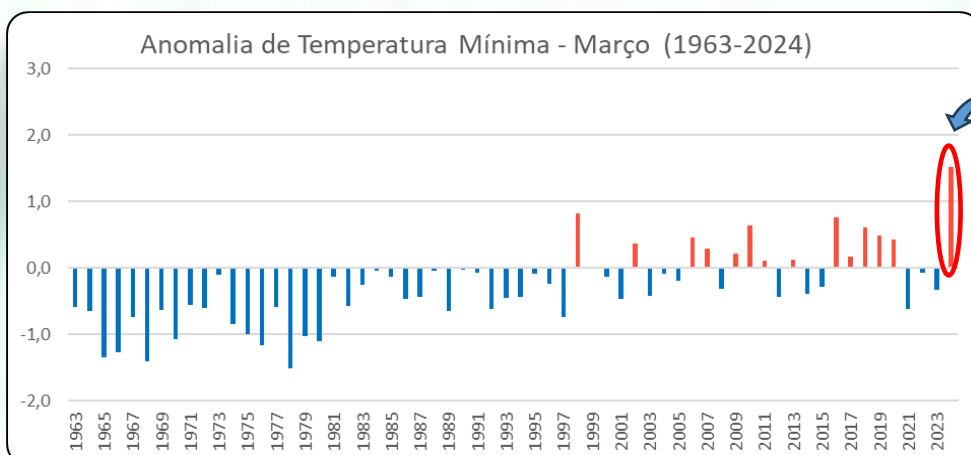
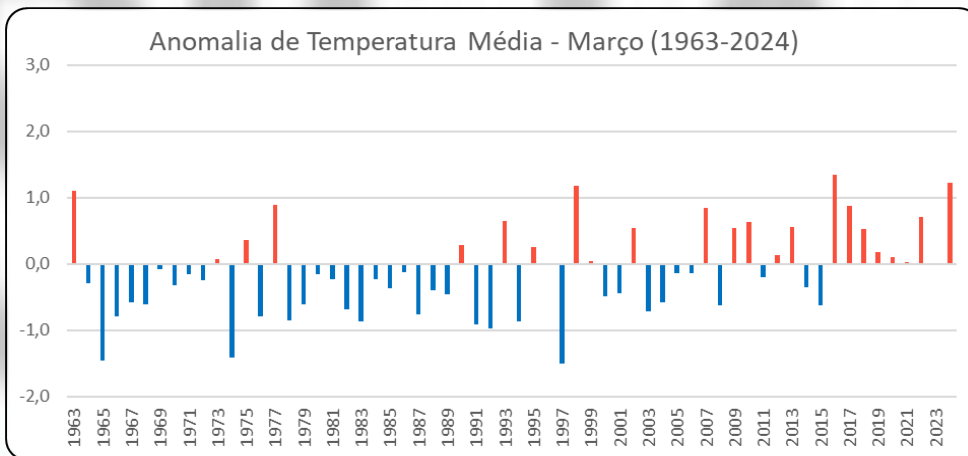
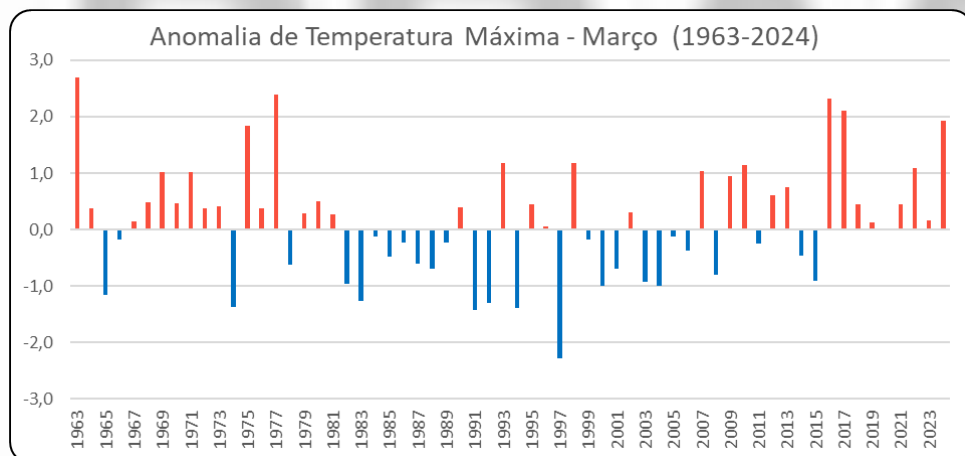
32,9°C

Zoológico
(18/03)

Anomalia

Estação Climatológica

Anomalia (Climatologia 1991-2020) da Estação de Brasília (INMET) – MARÇO



Maior anomalia positiva de toda a série histórica

BOLETIM UMIDADE RELATIVA DO AR - MARÇO 2024

Resumo da Umidade Relativa do Ar no mês de Março de 2024
no Distrito Federal

DADOS DIÁRIOS

ESTAÇÕES	Umidade Relativa Média (%)																														
	1	2	3	4	5	6	7	8	9	10	11	12	13	14	15	16	17	18	19	20	21	22	23	24	25	26	27	28	29	30	31
JBB	60-80%	60-80%	60-80%	60-80%	60-80%	60-80%	60-80%	60-80%	60-80%	60-80%	60-80%	60-80%	60-80%	60-80%	60-80%	60-80%	60-80%	60-80%	60-80%	60-80%	60-80%	60-80%	60-80%	60-80%	60-80%	60-80%	60-80%	60-80%	60-80%	60-80%	60-80%
ZOOLOGICO	60-80%	60-80%	60-80%	60-80%	60-80%	60-80%	60-80%	60-80%	60-80%	60-80%	60-80%	60-80%	60-80%	60-80%	60-80%	60-80%	60-80%	60-80%	60-80%	60-80%	60-80%	60-80%	60-80%	60-80%	60-80%	60-80%	60-80%	60-80%	60-80%	60-80%	60-80%
IFB-SAMAMBAIA	60-80%	60-80%	60-80%	60-80%	60-80%	60-80%	60-80%	60-80%	60-80%	60-80%	60-80%	60-80%	60-80%	60-80%	60-80%	60-80%	60-80%	60-80%	60-80%	60-80%	60-80%	60-80%	60-80%	60-80%	60-80%	60-80%	60-80%	60-80%	60-80%	60-80%	60-80%
BRASLÂNDIA	60-80%	60-80%	60-80%	60-80%	60-80%	60-80%	60-80%	60-80%	60-80%	60-80%	60-80%	60-80%	60-80%	60-80%	60-80%	60-80%	60-80%	60-80%	60-80%	60-80%	60-80%	60-80%	60-80%	60-80%	60-80%	60-80%	60-80%	60-80%	60-80%	60-80%	60-80%
PARANOÁ (COOPA)	60-80%	60-80%	60-80%	60-80%	60-80%	60-80%	60-80%	60-80%	60-80%	60-80%	60-80%	60-80%	60-80%	60-80%	60-80%	60-80%	60-80%	60-80%	60-80%	60-80%	60-80%	60-80%	60-80%	60-80%	60-80%	60-80%	60-80%	60-80%	60-80%	60-80%	60-80%
ÁGUAS EMENDADAS	60-80%	60-80%	60-80%	60-80%	60-80%	60-80%	60-80%	60-80%	60-80%	60-80%	60-80%	60-80%	60-80%	60-80%	60-80%	60-80%	60-80%	60-80%	60-80%	60-80%	60-80%	60-80%	60-80%	60-80%	60-80%	60-80%	60-80%	60-80%	60-80%	60-80%	60-80%
BRASÍLIA	60-80%	60-80%	60-80%	60-80%	60-80%	60-80%	60-80%	60-80%	60-80%	60-80%	60-80%	60-80%	60-80%	60-80%	60-80%	60-80%	60-80%	60-80%	60-80%	60-80%	60-80%	60-80%	60-80%	60-80%	60-80%	60-80%	60-80%	60-80%	60-80%	60-80%	60-80%
GAMA (PONTE ALTA)	60-80%	60-80%	60-80%	60-80%	60-80%	60-80%	60-80%	60-80%	60-80%	60-80%	60-80%	60-80%	60-80%	60-80%	60-80%	60-80%	60-80%	60-80%	60-80%	60-80%	60-80%	60-80%	60-80%	60-80%	60-80%	60-80%	60-80%	60-80%	60-80%	60-80%	60-80%

ESTAÇÕES	Umidade Relativa Mínima (%)																														
	1	2	3	4	5	6	7	8	9	10	11	12	13	14	15	16	17	18	19	20	21	22	23	24	25	26	27	28	29	30	31
JBB	30-60%	30-60%	30-60%	30-60%	30-60%	30-60%	30-60%	30-60%	30-60%	30-60%	30-60%	30-60%	30-60%	30-60%	30-60%	30-60%	30-60%	30-60%	30-60%	30-60%	30-60%	30-60%	30-60%	30-60%	30-60%	30-60%	30-60%	30-60%	30-60%	30-60%	30-60%
ZOOLOGICO	30-60%	30-60%	30-60%	30-60%	30-60%	30-60%	30-60%	30-60%	30-60%	30-60%	30-60%	30-60%	30-60%	30-60%	30-60%	30-60%	30-60%	30-60%	30-60%	30-60%	30-60%	30-60%	30-60%	30-60%	30-60%	30-60%	30-60%	30-60%	30-60%	30-60%	30-60%
IFB-SAMAMBAIA	30-60%	30-60%	30-60%	30-60%	30-60%	30-60%	30-60%	30-60%	30-60%	30-60%	30-60%	30-60%	30-60%	30-60%	30-60%	30-60%	30-60%	30-60%	30-60%	30-60%	30-60%	30-60%	30-60%	30-60%	30-60%	30-60%	30-60%	30-60%	30-60%	30-60%	30-60%
BRASLÂNDIA	30-60%	30-60%	30-60%	30-60%	30-60%	30-60%	30-60%	30-60%	30-60%	30-60%	30-60%	30-60%	30-60%	30-60%	30-60%	30-60%	30-60%	30-60%	30-60%	30-60%	30-60%	30-60%	30-60%	30-60%	30-60%	30-60%	30-60%	30-60%	30-60%	30-60%	30-60%
PARANOÁ (COOPA)	30-60%	30-60%	30-60%	30-60%	30-60%	30-60%	30-60%	30-60%	30-60%	30-60%	30-60%	30-60%	30-60%	30-60%	30-60%	30-60%	30-60%	30-60%	30-60%	30-60%	30-60%	30-60%	30-60%	30-60%	30-60%	30-60%	30-60%	30-60%	30-60%	30-60%	30-60%
ÁGUAS EMENDADAS	30-60%	30-60%	30-60%	30-60%	30-60%	30-60%	30-60%	30-60%	30-60%	30-60%	30-60%	30-60%	30-60%	30-60%	30-60%	30-60%	30-60%	30-60%	30-60%	30-60%	30-60%	30-60%	30-60%	30-60%	30-60%	30-60%	30-60%	30-60%	30-60%	30-60%	30-60%
BRASÍLIA	30-60%	30-60%	30-60%	30-60%	30-60%	30-60%	30-60%	30-60%	30-60%	30-60%	30-60%	30-60%	30-60%	30-60%	30-60%	30-60%	30-60%	30-60%	30-60%	30-60%	30-60%	30-60%	30-60%	30-60%	30-60%	30-60%	30-60%	30-60%	30-60%	30-60%	30-60%
GAMA (PONTE ALTA)	30-60%	30-60%	30-60%	30-60%	30-60%	30-60%	30-60%	30-60%	30-60%	30-60%	30-60%	30-60%	30-60%	30-60%	30-60%	30-60%	30-60%	30-60%	30-60%	30-60%	30-60%	30-60%	30-60%	30-60%	30-60%	30-60%	30-60%	30-60%	30-60%	30-60%	30-60%

Fonte: INMET e IBRAM/DF

Escala psicrométrica – classificação dos estados de criticidade: Umidade Relativa do Ar (Mínima Diária)

- 5 dias seguidos abaixo de 30% - Estado de Atenção
- 3 dias abaixo de 20% - Estado de Alerta
- Mais de 2 dias seguidos abaixo de 12% - Estado de Emergência

Fonte: INMET / Defesa Civil/DF

UMIDADE RELATIVA MÉDIA DO DF

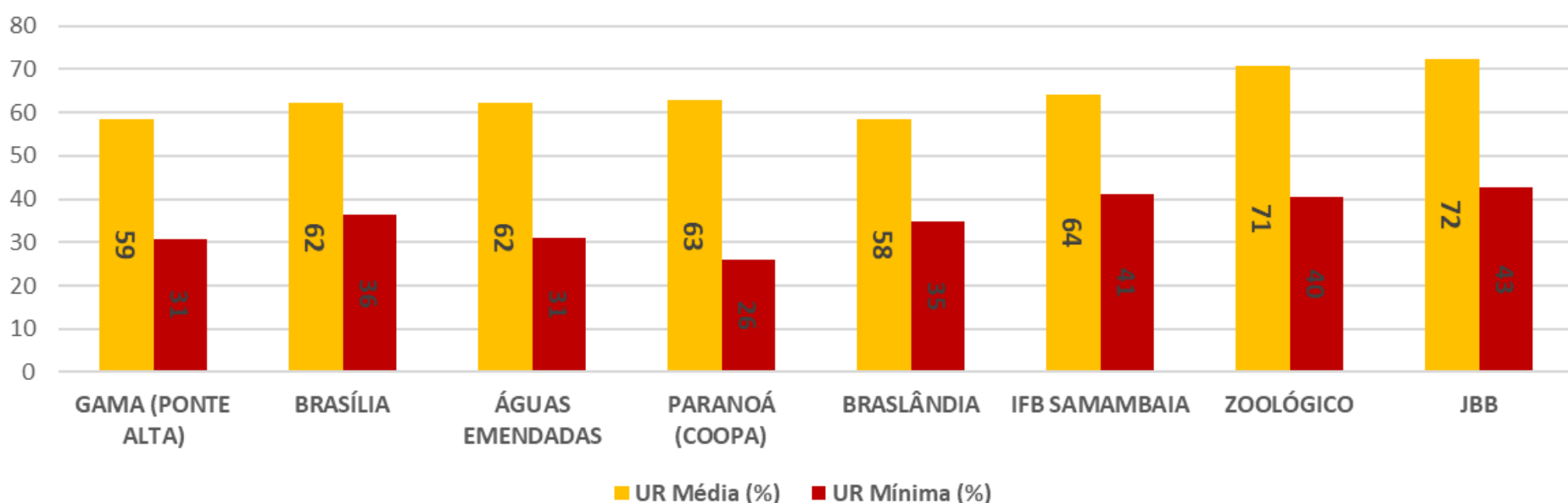
35%

MÍNIMA

64%

MÉDIA

UMIDADE RELATIVA MÉDIA (DF) - OUTUBRO 2023



VALORES MÍNIMOS DE UMIDADE RELATIVA

15%

Gama (Ponte Alta)
(18/10)

21%

Brasília
(18/10)

17%

Águas Emendadas
(17/10)

20%

Paranoá (COOPA)
(18/10)

17%

Brazlândia
(18/10)

24%

IFB Samambaia
(18/10)

23%

Zoológico
(18/10)

26%

JBB
(18/10)

Anomalia

Estação Climatológica

Anomalia (Climatologia 1991-2020) da Estação de Brasília (INMET) – MARÇO

Anomalia de Umidade Relativa Média - Outubro (1963-2023)

