

BOLETIM TEMPERATURA DO AR - ABRIL 2024

Resumo da Temperatura do Ar no mês de Abril de 2024
no Distrito Federal

DADOS DIÁRIOS

ESTAÇÕES	Temperatura Máxima (°C)																																
	1	2	3	4	5	6	7	8	9	10	11	12	13	14	15	16	17	18	19	20	21	22	23	24	25	26	27	28	29	30			
JBB	29.7	23.3	18.6	28.1	22.6	18.5	29.5	22.6	17.6	28.5	22.8	18.8	28.1	22.9	19.0	28.0	22.2	18.3	28.9	22.7	18.3	28.0	21.6	17.4	28.0	21.6	17.4	28.0	21.6	17.4	28.0	21.6	17.4
ZOOLOGICO	29.7	23.3	18.6	28.1	22.6	18.5	29.5	22.6	17.6	28.5	22.8	18.8	28.1	22.9	19.0	28.0	22.2	18.3	28.9	22.7	18.3	28.0	21.6	17.4	28.0	21.6	17.4	28.0	21.6	17.4	28.0	21.6	17.4
IFB-SAMAMBAIA	29.7	23.3	18.6	28.1	22.6	18.5	29.5	22.6	17.6	28.5	22.8	18.8	28.1	22.9	19.0	28.0	22.2	18.3	28.9	22.7	18.3	28.0	21.6	17.4	28.0	21.6	17.4	28.0	21.6	17.4	28.0	21.6	17.4
BRAZLÂNDIA	29.7	23.3	18.6	28.1	22.6	18.5	29.5	22.6	17.6	28.5	22.8	18.8	28.1	22.9	19.0	28.0	22.2	18.3	28.9	22.7	18.3	28.0	21.6	17.4	28.0	21.6	17.4	28.0	21.6	17.4	28.0	21.6	17.4
PARANOÁ (COOPA)	29.7	23.3	18.6	28.1	22.6	18.5	29.5	22.6	17.6	28.5	22.8	18.8	28.1	22.9	19.0	28.0	22.2	18.3	28.9	22.7	18.3	28.0	21.6	17.4	28.0	21.6	17.4	28.0	21.6	17.4	28.0	21.6	17.4
ÁGUAS EMENDADAS	29.7	23.3	18.6	28.1	22.6	18.5	29.5	22.6	17.6	28.5	22.8	18.8	28.1	22.9	19.0	28.0	22.2	18.3	28.9	22.7	18.3	28.0	21.6	17.4	28.0	21.6	17.4	28.0	21.6	17.4	28.0	21.6	17.4
BRASÍLIA	29.7	23.3	18.6	28.1	22.6	18.5	29.5	22.6	17.6	28.5	22.8	18.8	28.1	22.9	19.0	28.0	22.2	18.3	28.9	22.7	18.3	28.0	21.6	17.4	28.0	21.6	17.4	28.0	21.6	17.4	28.0	21.6	17.4
GAMA (PONTE ALTA)	29.7	23.3	18.6	28.1	22.6	18.5	29.5	22.6	17.6	28.5	22.8	18.8	28.1	22.9	19.0	28.0	22.2	18.3	28.9	22.7	18.3	28.0	21.6	17.4	28.0	21.6	17.4	28.0	21.6	17.4	28.0	21.6	17.4

ESTAÇÕES	Temperatura Média (°C)																																
	1	2	3	4	5	6	7	8	9	10	11	12	13	14	15	16	17	18	19	20	21	22	23	24	25	26	27	28	29	30			
JBB	22.6	22.6	22.6	22.6	22.6	22.6	22.6	22.6	22.6	22.6	22.6	22.6	22.6	22.6	22.6	22.6	22.6	22.6	22.6	22.6	22.6	22.6	22.6	22.6	22.6	22.6	22.6	22.6	22.6	22.6	22.6	22.6	22.6
ZOOLOGICO	22.6	22.6	22.6	22.6	22.6	22.6	22.6	22.6	22.6	22.6	22.6	22.6	22.6	22.6	22.6	22.6	22.6	22.6	22.6	22.6	22.6	22.6	22.6	22.6	22.6	22.6	22.6	22.6	22.6	22.6	22.6	22.6	22.6
IFB-SAMAMBAIA	22.6	22.6	22.6	22.6	22.6	22.6	22.6	22.6	22.6	22.6	22.6	22.6	22.6	22.6	22.6	22.6	22.6	22.6	22.6	22.6	22.6	22.6	22.6	22.6	22.6	22.6	22.6	22.6	22.6	22.6	22.6	22.6	22.6
BRAZLÂNDIA	22.6	22.6	22.6	22.6	22.6	22.6	22.6	22.6	22.6	22.6	22.6	22.6	22.6	22.6	22.6	22.6	22.6	22.6	22.6	22.6	22.6	22.6	22.6	22.6	22.6	22.6	22.6	22.6	22.6	22.6	22.6	22.6	22.6
PARANOÁ (COOPA)	22.6	22.6	22.6	22.6	22.6	22.6	22.6	22.6	22.6	22.6	22.6	22.6	22.6	22.6	22.6	22.6	22.6	22.6	22.6	22.6	22.6	22.6	22.6	22.6	22.6	22.6	22.6	22.6	22.6	22.6	22.6	22.6	22.6
ÁGUAS EMENDADAS	22.6	22.6	22.6	22.6	22.6	22.6	22.6	22.6	22.6	22.6	22.6	22.6	22.6	22.6	22.6	22.6	22.6	22.6	22.6	22.6	22.6	22.6	22.6	22.6	22.6	22.6	22.6	22.6	22.6	22.6	22.6	22.6	22.6
BRASÍLIA	22.6	22.6	22.6	22.6	22.6	22.6	22.6	22.6	22.6	22.6	22.6	22.6	22.6	22.6	22.6	22.6	22.6	22.6	22.6	22.6	22.6	22.6	22.6	22.6	22.6	22.6	22.6	22.6	22.6	22.6	22.6	22.6	22.6
GAMA (PONTE ALTA)	22.6	22.6	22.6	22.6	22.6	22.6	22.6	22.6	22.6	22.6	22.6	22.6	22.6	22.6	22.6	22.6	22.6	22.6	22.6	22.6	22.6	22.6	22.6	22.6	22.6	22.6	22.6	22.6	22.6	22.6	22.6	22.6	22.6

ESTAÇÕES	Temperatura Mínima (°C)																																
	1	2	3	4	5	6	7	8	9	10	11	12	13	14	15	16	17	18	19	20	21	22	23	24	25	26	27	28	29	30			
JBB	18.6	18.6	18.6	18.6	18.6	18.6	18.6	18.6	18.6	18.6	18.6	18.6	18.6	18.6	18.6	18.6	18.6	18.6	18.6	18.6	18.6	18.6	18.6	18.6	18.6	18.6	18.6	18.6	18.6	18.6	18.6	18.6	
ZOOLOGICO	18.6	18.6	18.6	18.6	18.6	18.6	18.6	18.6	18.6	18.6	18.6	18.6	18.6	18.6	18.6	18.6	18.6	18.6	18.6	18.6	18.6	18.6	18.6	18.6	18.6	18.6	18.6	18.6	18.6	18.6	18.6	18.6	18.6
IFB-SAMAMBAIA	18.6	18.6	18.6	18.6	18.6	18.6	18.6	18.6	18.6	18.6	18.6	18.6	18.6	18.6	18.6	18.6	18.6	18.6	18.6	18.6	18.6	18.6	18.6	18.6	18.6	18.6	18.6	18.6	18.6	18.6	18.6	18.6	18.6
BRAZLÂNDIA	18.6	18.6	18.6	18.6	18.6	18.6	18.6	18.6	18.6	18.6	18.6	18.6	18.6	18.6	18.6	18.6	18.6	18.6	18.6	18.6	18.6	18.6	18.6	18.6	18.6	18.6	18.6	18.6	18.6	18.6	18.6	18.6	18.6
PARANOÁ (COOPA)	18.6	18.6	18.6	18.6	18.6	18.6	18.6	18.6	18.6	18.6	18.6	18.6	18.6	18.6	18.6	18.6	18.6	18.6	18.6	18.6	18.6	18.6	18.6	18.6	18.6	18.6	18.6	18.6	18.6	18.6	18.6	18.6	18.6
ÁGUAS EMENDADAS	18.6	18.6	18.6	18.6	18.6	18.6	18.6	18.6	18.6	18.6	18.6	18.6	18.6	18.6	18.6	18.6	18.6	18.6	18.6	18.6	18.6	18.6	18.6	18.6	18.6	18.6	18.6	18.6	18.6	18.6	18.6	18.6	18.6
BRASÍLIA	18.6	18.6	18.6	18.6	18.6	18.6	18.6	18.6	18.6	18.6	18.6	18.6	18.6	18.6	18.6	18.6	18.6	18.6	18.6	18.6	18.6	18.6	18.6	18.6	18.6	18.6	18.6	18.6	18.6	18.6	18.6	18.6	18.6
GAMA (PONTE ALTA)	18.6	18.6	18.6	18.6	18.6	18.6	18.6	18.6	18.6	18.6	18.6	18.6	18.6	18.6	18.6	18.6	18.6	18.6	18.6	18.6	18.6	18.6	18.6	18.6	18.6	18.6	18.6	18.6	18.6	18.6	18.6	18.6	18.6

Fonte: INMET e IBRAM/DF

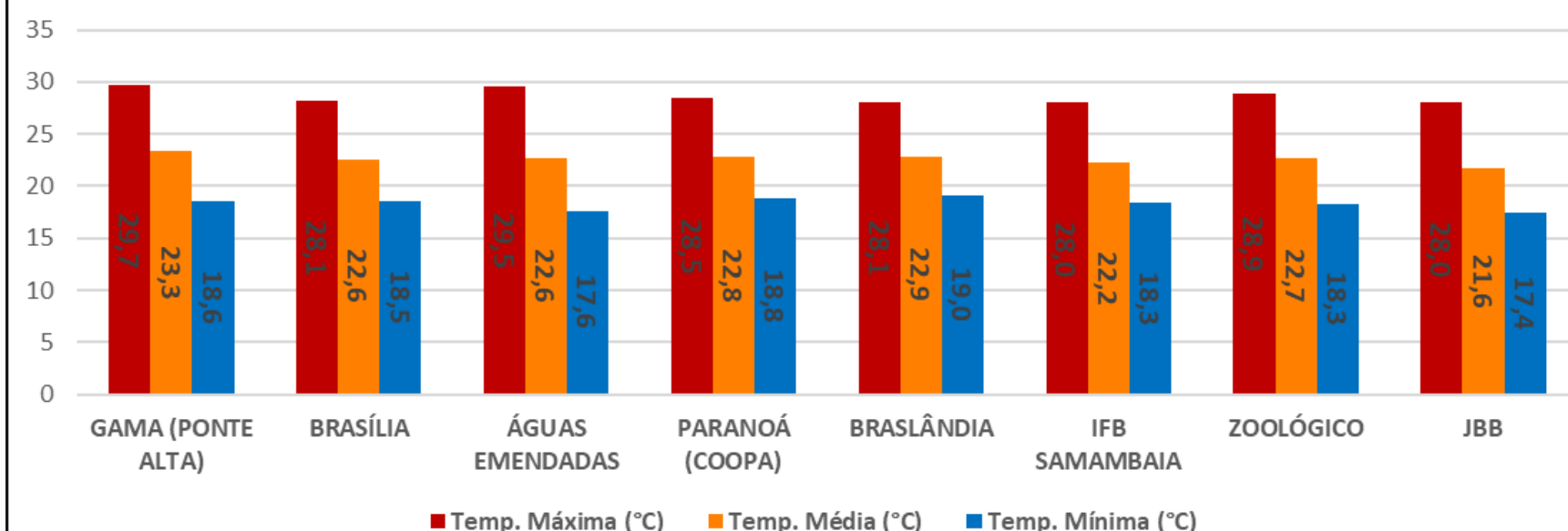
TEMPERATURA
MÉDIA DO DF

18,3°C
MÍNIMA

22,6°C
MÉDIA


28,6°C
MÁXIMA

TEMPERATURAS MÉDIAS (DF) - ABRIL 2024



Fonte: INMET e IBRAM/DF

VALORES EXTREMOS DE TEMPERATURA



14,9°C

Gama (Pote Alta)
(26\04)

TEMPERATURA MÍNIMA

TEMPERATURA MÁXIMA



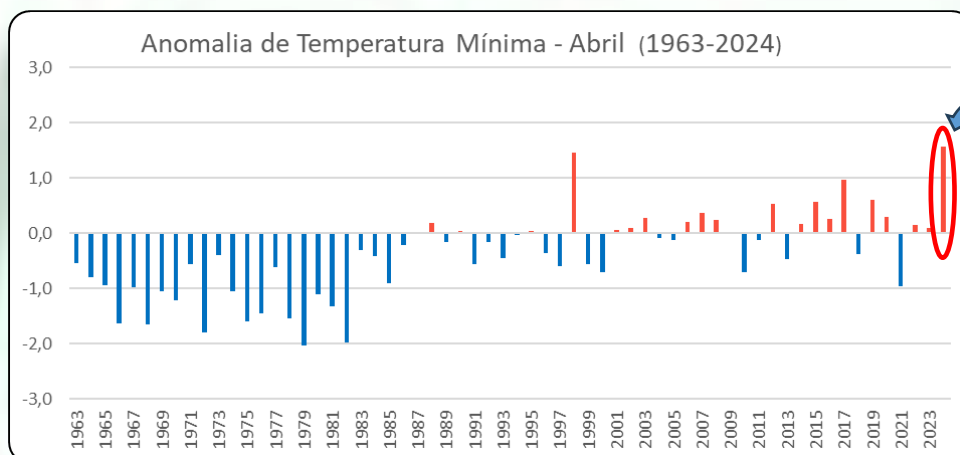
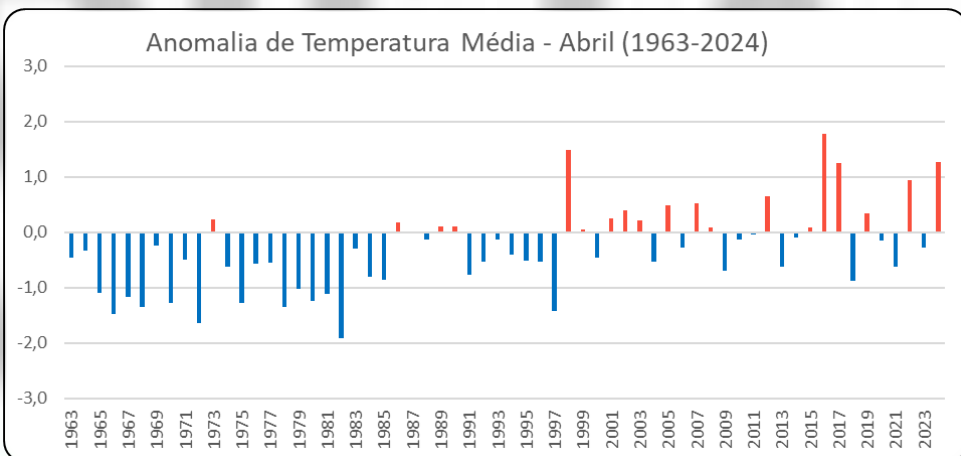
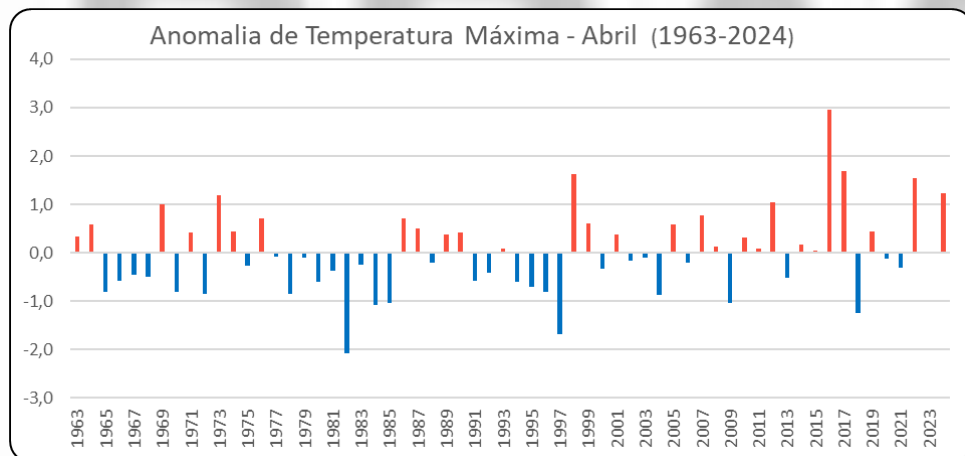
31,9°C

Gama (Pote Alta)
(19\04)

Anomalia

Estação Climatológica

Anomalia (Climatologia 1991-2020) da Estação de Brasília (INMET) – ABRIL



Maior anomalia
positiva de toda a
série histórica